

Savanna High School  
Instrumental Music Department

Savanna Band &  
Colorguard

# Student & Parent Handbook

**2021-2022**

# Contents

04

## Introduction

by Fernando Penaloza  
Director of Bands

06

## About Music

- Benefits
- Groups
- Goals

07

## Student Responsibilities

- Attendance
- Behavior
- Social Media

09

## General Policies

- Medical Release
- Football Games
- Band Room Rules

11

## Uniforms

- Proper Care
- Do's and Don'ts
- Shoes
- Hair & Makeup

15

## Concert Season Formal Wear

- Tuxedos
- Dresses
- Where to buy

16

## Transportation & Bus Rules

- Chaperones
- Dismissal
- Silent Bus

18

## Equipment: Woodwinds

- School Instruments
- Swabs
- Reeds

20

## Equipment: Brass

- Valve Oil
- Mouthpieces
- Mutes

# Contents

21

## Equipment: Percussion

- Sticks
- Mallets
- Pads / Tool kit

22

## Equipment: Colorguard

- Flags
- Rifles
- Sabres

23

## Equipment Maintenance

- Instrument Repairs
- Cleaning
- Colorguard

24

## Rehearsal Procedures

- Nutrition/Hydration
- Attire
- Dot Books

26

## Grading Policies

- Guidelines
- Homework
- Proficiency

27

## Especially for Parents

- How you can help
- Boosters
- Financial Considerations

30

## Schedule Conflicts

- SAT Testing
- Athletics
- Doctor Visits

31

## Covid 2020-2021

- Distant Learning
- Band/Colorguard Specifics
- Expectations
- Schedule
- Disclaimer

36

## Parent/Student Agreement

- Read
- Sign
- Print
- Return

# Introduction

## Welcome to the Instrumental Music Department

The *Savanna High School Rebel Band & Colorguard* is an organization dedicated to musical excellence. All students must be willing to take on the PRIDE and responsibility required to elevate this organization into a "World Class" music program on par with the best in the world. The success of our entire organization depends heavily on teamwork, integrity and accountability. Each member owes it to each other to always work hard to produce a superior performance!


In order to achieve superior performances, every student must follow the guidelines outlined within the Savanna Band & Colorguard Instrumental Music Handbook, and hold themselves to the highest standards. By doing these things, you will help our program continue to set the standard for others to follow.

*Savanna Band & Colorguard* focuses first on musical skill development and musical knowledge. We have a great concern for each student's musical value and growth both during their high school years and beyond. The success of the music program centers on pride, commitment to task, and the willingness to work hard to achieve our objectives. As a member of our program you will make long lasting friendships and develop a sense of camaraderie that is unique to our program. By accepting membership into the Band & Colorguard program, you understand that we expect you to perform to the best of your ability and to work in conjunction with the staff to produce the finest musical organization that our combined efforts are capable of. The first objective of the instrumental staff is "to help each student develop his or her musical potential to the utmost."

The information provided here is to help you understand the concepts and principles of our organization. We hope that the handbook can be used to answer questions from both parents and students, and will prove to be a helpful guide for defining the boundaries that are important for Savanna High School to achieve quality musical ensembles. If utilized properly, the concepts of responsibility, teamwork and good citizenship will develop as each student experiences the world of music.

If you need information that does not appear within the contents of this handbook, please do not hesitate to contact me by the means listed below. We will try to assist you in any way possible.

Fernando Penaloza  
Director of Bands  
714 220-4270 ext. 23545  
penaloza\_f@auhsd.us



At Savanna High School, the **CONCERT ENSEMBLES** *are the foundation* of the instrumental music program. Concert ensembles consist of the Concert Band, Symphonic Band, and Wind Ensemble groups. The many co-curricular ensembles and music classes are offered to supplement the basic concert ensemble experience.

# About the Instrumental Music Program

## **How will my student benefit?**

The Savanna High School Band & Colorguard Program provides an opportunity for students to develop an appreciation for music and encourage the skills and discipline necessary for achieving success throughout a lifetime of experiences. The music program forms a vital and important part of the school environment. The band and colorguard represent a large, successful, highly visible and highly disciplined segment of the school population.

Students will learn the importance of a cooperative team effort while working with fellow members to accomplish the shared goals of the program. Along with learning musical skills and life skills, students involved in the band program have a great time making new friends and traveling to new and exciting places to perform. In addition, the program challenges students in the areas of personal growth and musicianship.

Students involved in the music program learn one of life's most important skills: time management. Students are required to keep track of music memorization deadlines, performance dates, personal practice time. They learn what it means to be responsible to a group, and how to juggle multiple projects at once like homework, practicing, and scheduling.

There is no way to "fake" your way through band. Our team has no bench. We teach everyone that wants to learn. Students are held accountable and they learn how rewarding it can be to work on long term projects. Band students are taught to be responsive, active students.

## **What groups are available to participate in?**

At Savanna High School, the marching band and colorguard that performs at half-time and at marching band competitions is known as the *Mighty Marching Rebels*. The group performs at home football games and competitive events throughout Southern California during the fall season. After marching band season we shift gears and the program changes focus. The colorguard will begin working on their Winterguard show and prepare for competitions in the spring, while band students focus on Winter Drumline, Concert Band, Symphonic or Wind Ensembles, depending on their musical maturity and audition results.

## **What is the goal of the music program?**

The core focus of the band and colorguard program is founded on personal, musical, and performance excellence. Individual and team accomplishments founded on good citizenship and a strong academic standing support the following trademarks of our program: Excellent musicianship, tradition, loyalty, and social responsibility.

# Responsibilities of a Savanna Band and Colorguard Program Member

## **Responsibility to Yourself**

It is vitally important that we remain true to ourselves. We can do this by having "Observable Self Discipline".

### **Don't take constructive criticism personally!**

Learn how to focus on the information being given and understand that constructive criticism is not meant to personally hurt you, it is simply information intended to help improve your skills. Be critical of your own performance and don't settle for anything less than what you set out to achieve.

### **Give yourself the opportunities for improvement**

Take the initiative when given the chance to interact with those who have more experience than you or those who specialize in your area/instrument.

### **World-Class Sectionals/Coaches**

You owe it to yourself to gain the benefits of proper equipment and quality teaching through music sectionals (by instrument type, as an extension of the regular class), with world-class musicians and professionals on every instrument. You should avail yourselves to the best quality instrument you can afford, and endeavor to enroll in your sectional time. Bottom line - it is your responsibility to increase your skill level on your instrument. The stronger you are on your instrument, the more fun this activity become!

### **Memorization**

All competition music and equipment work must be memorized as quickly as possible. Grading deadlines will be provided during band camp for students to work towards. The beginning of musical excellence does not end with memorization. Memorization is the first crucial step.

## **Responsibility to the School**

Students are expected at all times to conduct themselves in a manner which reflects positively upon themselves, the Band and Colorguard program, and the school. The school districts provides the teaching environment and the facilities and we are all obligated to help maintain the facilities and take proper care of school owned equipment and property. This responsibility includes the repair or replacement of equipment or property damaged due to individual negligence.

## **Responsibility to the Program**

Promptness and commitment to following directions are two essential concepts vital to the success of any organization. There are many times during the school year that we will travel a distance to perform. Students that fail to follow directions and fail to show up on time risk being left behind, or at the very least causing a negative impact on the performance as well as the other students who were able to follow directions. Students must arrange their schedules so that they are able to honor their commitment as a member of our group. *To be early is to be "on time", To be "on time" is to be late, To be late is inexcusable!*

# Responsibilities of a Savanna Band and Colorguard Program Member (continued)

## **Responsibility to Each Other**

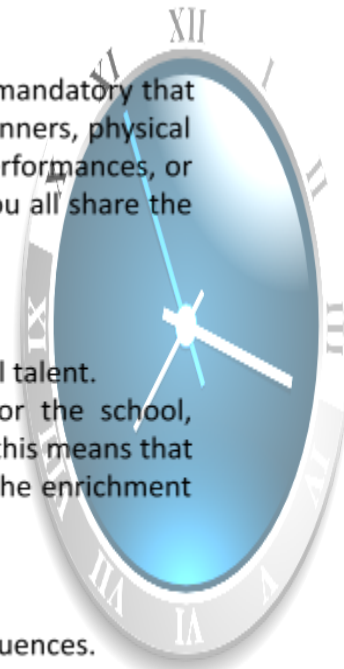
Getting along with each other in our complex society can be challenging at times. It is mandatory that you respect the rights of others. Excessive talking, spreading rumors, exercising bad manners, physical harm or verbal exploitation are all examples of improper conduct. During rehearsals, performances, or band functions of any kind, treat others as you desire to be treated. Remember that you all share the privilege of participating in the band and pageantry program.

## **Responsibility to the Community**

The performing arts have always been a vital part of humanity. You possess a very special talent. As a band program we are obligated to provide the best possible performances for the school, community, and the public in general. As a participant within the band and Colorguard, this means that you agree to give up some of your free time on weekends, holidays, and vacations for the enrichment and entertainment of others.

## **A Note about Social Media**

We live in a day and age where whatever we say and do online can have lingering consequences. Students and Parents who participate in any online interaction must remember that your posts reflect on the entire Savanna High School Band and community, and are subject to the same behavioral standards in the Savanna High School Code of Conduct. Remember that even in a "closed" group, there may be alumni and other community members reading your posts. Students and Parents may not use social media sites to publish disparaging or harassing remarks, photos, or video about Savanna Band members, other school students, or "rival" band members from other schools. Always make sure that what you say does not reflect poorly on the school or the group. Administrators of official Savanna Band social media groups may ban or remove posts from people who repeatedly violate this policy.





# Responsibilities of a Savanna Band and Colorguard Program Member (continued)

## Responsibility for Attendance

- Attendance at regularly scheduled rehearsals and performances is required for membership in the program
- Absences are "excused" only in the event of personal illness or death in the family
- Any non- emergency absences must be cleared with the Director a minimum of two weeks in advance of an activity, and may result in the loss of position or rank within the organization.
- Failure to appear at a scheduled performance without proper notice may result in suspension from that performing group, and an equivalent reduction in grade for the grading period.
- Failure to appear at a scheduled rehearsal/practice without proper notice may result in suspension from the performing group and a reduction in grade for that grading period.
- Failure to appear at a scheduled performance without a two week written notice will result in the grade being reduced to "F" for that grading period.
- Students who miss the rehearsal before a performance will not be allowed to perform.
- Parents and students should schedule appointments on non-rehearsal days.

All parents and students must understand that our performances are the culmination of everything we work towards. It is therefore an essential component of each student's fine arts education to experience the performance of their art.

It is clearly impossible to "make-up" a performance. This demonstrates a lack of consideration on your part, and unfairly creates a negative impression in the eyes of the audience and adjudicators. Failure to appear at a scheduled performance without proper notice may result in suspension from that performing group, and an equivalent reduction in grade for the grading period.

In case of emergency or sudden illness just prior to an after school rehearsal or performance, please call the Band Room office and leave a message.



# General Policies and School Rules

## **School Guidelines**

All school guidelines and consequences are in effect at all Savanna High School Band and Colorguard activities.

## **Public Display of Affection (PDA)**

The basic rule is **DO NOT DO IT!** While personal standards may vary from family to family, and from peer group to peer group, it is essential that we maintain a policy that can serve all parties. We must maintain an atmosphere that does not encourage inappropriate behavior and which does not infringe upon the rights of others. Some personal behavior can be embarrassing to others and often times gives a bad impression of our group to others. It is easier to maintain a reasonable atmosphere of friendship and camaraderie without the pressures of dealing with inappropriate public displays.

## **Medical Release and Parent Permission Slip**

A medical release and parent permission slip must be signed and on file before any student may participate in band activities. Special health problems must be noted so that adequate and responsible care can be provided when the student is away from home. All personal and health information will be kept confidential. Please update the Medical Release and Personal Information throughout the year as necessary.

## **Attendance in School**

Even though the band room may be an appealing place to "hang out", students are obligated to attend class. If students are to miss a class due to a band or colorguard related activity, they will be excused as a group and the attendance clerk will clear the absence.

## **No Visitors at Football Games**

Even though we enjoy ourselves while providing entertainment at football games, we must always respect the job that we are there to do. The band and colorguard will sit together at football games and will support the team and rally the audience. No "visitors" will be allowed to sit within the group during the game, except during Homecoming.

## **Only play on your instrument**

All performances will be done in an orderly manner. You are NOT permitted to play another students instrument or other equipment.

# Band Room Rules

## **We have a very small room with limited storage space**

It is everyone's responsibility to keep the room clean and "organized". There are a great deal of students that pass through the band room every day, and for everyone to co-exist there must be some guidelines.

- No horseplay, throwing objects, skateboarding, or bike riding.
- Ask **BEFORE** using the telephone in the band room office.
- Keep your instrument in its assigned slot/locker.
- Turn off all cell phones while in the Band Room.
- Pick up trash and keep the room clean - even if it isn't your mess.
- Gum, food, drinks, and hats/hoods are not permitted in the Band room.
- No music playing devices of any kind are allowed at any time in the Band room.
- No entering the band office without permission, if a staff member is not present.
- Only SHS Instrumental Music students and parents are allowed in the Band room.
- Do not leave anything lying around; put all of your belongings in your locker or designated area. Anything left out will be put in lost and found, thrown away or confiscated.
- Students will meet the behavioral expectations of the program at all times will in and around the facility - good judgment will be the model for acceptable behavior.

## **Instrument Lockers**

- Individual instrument lockers will be assigned at the start of the new school year.
- Locker assignments will be determined by the size of the instrument case.
- Your locker is for instruments, music folders and other appropriate band equipment.
- No personal items are to be stored in these lockers at any time.
- Every student will be assigned a locker space.
- Students will lose the right to have a band locker if their assigned space is not kept clean and orderly.


## **Band Mom Room**

- Do not leave anything lying around; put all of your belongings in your locker or designated area. Anything left out will be put in lost and found, thrown away or confiscated.
- No personal items are to be stored in this room.
- Use the restrooms for changing.
- Pick up trash and keep the room clean - even if it isn't your mess.

# Marching Band Uniforms

## **The band is judged on music, marching ability, AND appearance.**

We need to present a neat, clean, sharp, uniform, military look. In order to do so, band students are issued a marching uniform. We ask that the following rules be strictly adhered to:



- It is the student's responsibility to see that the uniform issued to them remains in excellent condition.
- Students and/or parents are financially responsible for any damage caused to the uniform for the duration of an activity unless otherwise specified by the Band Director.
- Uniforms will be stored at school and are not to go home unless instructed to do so.
- Students are required to return their uniforms (properly hung on the hanger) to the uniform rack at the end of each event.
- DO NOT SIT, KNEEL, OR LEAN ON THE GROUND WHILE IN UNIFORM
- DO NOT SWITCH UNIFORM PARTS WITH ANYONE, EVER

## **Refreshment Period**

Performers are usually permitted a portion of each event where they may obtain refreshments. There is to be no eating or drinking while in uniform. Only water is permitted.

## **Shoes**

To ensure uniformity, the black marching shoes will be ordered as a group Purchased through the Band Boosters. Shoes are to be perfectly cleaned before each performance or competition. All marching shoes look alike - label the shoes (inside) with your name.

## **Gloves**

Students needing to replace lost gloves will be able to purchase them at \$3 per pair through the Band boosters. We do not have an infinite supply to hand out at each performance - be responsible to keep track of your own during the season.

## **Hair and Makeup**

Length for band students while in uniform will be above the collar in a military manner. Hair longer than this should be worn so that it can easily be tucked up under the shako. Unnatural hair color is not permitted during any competitive season. Makeup, nail polish, and jewelry of any type are not allowed while in uniform (except for Pageantry as designated by instructor).

## **Plumes**

The final touch to the band uniform is a 10-inch black feather plume that adorns the shako. Students will be issued these at each event, and great care must be taken to preserve them.

# Marching Band Uniforms (continued)

## Shakos

**What's a shako? According to the Metropolitan Museum of Art:**

*"Military uniforms function to foster group loyalty and identification as well as to express power. While combat military dress is functional, ceremonial dress uniforms call for theatricality and display. In the early nineteenth century, the most popular form of military headdress was the shako - a tall, high crowned hat with a visor. European and American armies alike used the shako for dress uniforms, although each army adopted distinctive colors and insignia."*

**In plain English:** A shako is the name we use for the military hats we wear in marching band.

## Treat the uniforms with respect

The band uniform, shako, garment bag, plume and hanger cost over \$400 total for each student. We ask that each student treat the uniform as they would a rented evening gown or tuxedo. This means taking them on and off with care, hanging them properly when putting them away, not laying them down on the floor or ground when at tournaments, etc.

The uniform should either be on the student or in the bag at all times. Staff and chaperones will help enforce this rule. Uniforms **MUST** always be worn in their entirety and worn correctly. Wearing shakos backwards or walking around with jackets hanging off is disrespectful to the uniform, our school, and the band.

## How to hang up the uniform

Fold the pants along the creases as you would hang a good pair of dress pants. The jacket goes on the hanger with the front of the jacket on the concave part of the hanger.

If your uniform needs to be adjusted during the season, please let a uniform mom know as soon as possible - not the day of a performance.

## Under the uniform

- Students must wear a plain BLACK t-shirt (Underarmor v-neck) and shorts under the uniform.
- Shorts must not be loose on the body, spandex style bike shorts are excellent for this.
- Students must wear BLACK crew-length socks. Socks may not be the short sport styled sock, they must come up the calf of the leg.

## Band Show Shirts

Each student will purchase a "show shirt" through the SHS Band Boosters. These shirts are to be worn upon request as a casual day uniform for pep assemblies or other school or community functions.

Booster t-shirts, hats, and band bags are made available yearly through the Band Boosters. Order forms and information about required and optional personal items will be made available in the fall. We invite all students, parents, and other band supporters to purchase and proudly wear their SHS Rebel colors at all events and activities.

# Colorguard Uniforms

## **The Colorguard is judged on appearance and overall effect in the show**

As the show changes and costumes are custom fitted to each student, Colorguard students are required to purchase their costumes each season. To ensure we present a neat, clean, sharp, and uniform look, we ask that the following rules be strictly adhered to:

- It is the student's responsibility to see that their uniform remains clean and in excellent condition.
- Students and/or parents are financially responsible for any damage caused to the uniform for the duration of the season.
- DO NOT EAT OR DRINK WHILE IN UNIFORM



## **Shoes**

To ensure uniformity, dance shoes will be ordered as a group purchased through the Band Boosters. Shoes are to be perfectly cleaned before each performance or competition. All dance shoes look alike - label the shoes (inside) with your name.

## **Gloves**

Colorguard students will need to purchase a pair of leather gloves for use in handling their equipment. To ensure uniformity, gloves will be ordered as a group purchased through the Band Boosters. Students needing to replace lost gloves will be able to purchase them at \$12 per pair through the Band boosters.

## **Hair and Makeup**

Makeup and nail polish (if any) is designed to complement the costume and look/feel of the show. Order costs and instructions and information will be sent home with your student over the summer.

## **Warm-Ups**

As Colorguard costumes are usually thinner, a warmup jacket is a required purchase of all new members. Pants are optional.

## **Under the uniform**

- Students must wear appropriate undergarments under their costume. This includes underwear and bras of appropriate color that supports and does not show.

## **Band Show Shirts**

Each student will purchase a "band shirt" through the Savanna Band Boosters. These shirts are to be worn upon request as a casual day uniform for pep assemblies or other school or community functions. Booster t-shirts, hats, and band bags are made available yearly through the Band Boosters. Order forms and information about required and optional personal items will be made available in the fall.

# Concert Attire

## Formal Orchestral Concert Attire

With the exception of the Winter Concert, the concert ensembles perform primarily during the Spring Semester. Members of these groups take as much pride in their appearance as the members of the marching band. Below is a description of our formal concert attire that is to be worn at every concert and festival:

### Men

A classic black tuxedo, white collared shirt, plain black bow tie, black socks, and black dress shoes. The substitution of a gray or navy blue suit is not acceptable. Casual slacks and casual shoes are not appropriate.

### Women

A classic black, floor length dress, with dress shoes. A short dress or skirt is not acceptable. A black skirt with a white top is not acceptable.



## Shopping Help

Once a year our Band Boosters contact local formal wear vendors and arrange for the purchase of tuxedos and formal concert dresses at very reasonable prices. These promotions usually include everything you need to put together your formal concert attire. We suggest in all cases that you shop early to allow time for alterations and so that you are able to make the best decision as to what is appropriate. Concerts can be stressful enough without worrying about wardrobe mishaps. Make the effort to get your ensemble properly tailored.

# Winterguard and Winter Drumline

## Winterguard and Drumline Costumes

The Winterguard and Drumline perform during the Spring semester, with a completely different show and costume than the Fall. Students will be purchasing these costumes as a group through the Band Boosters.

## Personal Items

Shoes, gloves, and undergarments follow the same guidelines as the Fall. Hair and makeup may change to fit the Winterguard show and will be decided by the Staff.

# Bus Transportation Rules

## Boarding and Exiting Buses

- Students will not board until instructed to do so, and will also remain seated on the bus until dismissed by the Band Director or other designated staff member.
- Students are to ride the same bus to and from an event.
- Following a performance or activity, quickly return to your seat so that attendance may be checked and to avoid any delay in departure.

## General Conduct

- No foul or abusive language or gestures are permitted.
- Yelling is not permitted at any time.
- School bus drivers are governed by very strict rules. According to state law, moving from seat to seat is not permitted once the bus is in motion.
- Students are required to sit facing forward with both feet on the ground.
- Due to safety reasons, flash photography is strictly prohibited.
- Quiet talking is permitted, although you must always obey the driver or designated adult in a courteous manner.

## Candy, Gum, Soda, Snacks, and Food

At no time will these items be permitted in the Band Room. NO FOOD OR DRINK is permitted on the bus unless students are specifically instructed differently.

## Adult Supervision and Chaperones

- Adult supervision is provided on all school trips as required by Anaheim Union High School District.
- Students are to ride district provided transportation to and from all events.
- No one is allowed inside the buses except drivers, staff, chaperones, and band and colorguard members.
- Students may be released to their own parent or guardian only in special circumstances, and require a written request presented to the Band Director at least 24 hours prior to departure.
- Special requests will be considered on a case-by-case basis and approval is not guaranteed.
-



## Bus Transportation Rules (continued)

### **Upon Arriving Home**

No student may leave the bus until the Director gives permission to do so (Except in emergency situations)

### **Arrange to have a ride home**

Please arrange to have a ride home after all performances and rehearsals. Make sure you inform your ride of the correct pickup time and location. Students are not allowed to walk home in the evening.

### **Logistics and Dismissal**

Students are responsible for loading and unloading their own instrument, equipment and personal belongings, as well as common equipment before and after all events. Buses are to be clean of all trash at the end of each trip. Students are advised to arrange to be picked up at school after dismissal at the designated pickup time. Pick up times will be listed on the detailed itinerary that is sent home with each student prior to each event, and posted on the band website. The staff is not responsible for students not picked up in a timely manner.

### **Assembling to Perform**

The group will assemble together and move together in an orderly fashion as instructed by the Band Director or Staff.

### **Personal Items**

Savanna Band & Colorguard assumes no responsibility for any personal items that are lost or stolen. It is suggested that valuables be left at home. MP3 players or iPods may only be used with headphones, and the volume is to be set so that it is not audible to others around you. These items are to be turned off and stored away when the instruction is given for "Silent Bus".

### **Silent Bus**

In order for students to adequately prepare and focus for performances or competitions, all band and color guard students are to remain completely silent once the bus has exited the freeway, or at other designated times. During this time, all personal electronic devices must be turned off and stowed away. We ask that during this time, chaperones please keep talking at a minimum.



# Band Equipment Woodwinds

## School Instruments

- There are a limited number of school instruments available for check out.
- They are checked out on a first come, first served basis with regard to need and availability.
- Students not using school instruments must provide their own by other means.
- Consult Mr. Belski before purchasing instruments on your own. Often times, he can obtain discounted prices and upgrades that are not available directly to students.

## All Woodwind Instruments

- A swab designed for your instrument. Silk works best, but cotton swabs are also acceptable. Do not use felt swabs as they smear the water instead of absorbing it. "Pad savers" should be avoided as they shed and hold moisture in the instrument.
- Soft cloth (cotton or flannel)
- Metronome: Korg CA30
- Electronic tuner: Korg MA30
- Prop-it Music Stand (for tabletop or bed)
- Camping style water jug with at least a one gallon capacity
- One inch 3-ring binder with at least 10 plastic sheet holders
- The items listed below for your individual instrument



## Flute

- Pad guard: La Voz

## Oboe

- Swab option: A cotton or wool swab can be used only if it has a "tail" (something you could use to pull it out the way it went in)
- Cork grease and key oil
- Reeds: Jones or Fox med to med-soft reeds and Reed Case: Fox reed case

## Bassoon

- Swab option: two wool bassoon swabs of different sizes can be used instead of the swab listed above.
- Bassoon strap
- Reeds: Jones or Fox med to med-soft reeds and Reed Case: Fox reed case

## Clarinet

- Cork grease and key oil
- Reeds: Van Doren #3 and Reed Case: Pro-Tec reed case

## Saxophones

- Swab option: if you have a chamois or cotton swab, it may get stuck in the neck of your instrument, so use a separate clarinet swab or neck swab to dry the neck.
- Neck strap: Neotech soft neck strap
- Cork grease and key oil
- Reeds: Van Doren #3 and Reed Case: Pro-Tec reed case

## Band Equipment Woodwinds (continued)

### Reeds

Reed selection is a very personal issue. Students who are serious about music or care deeply about how they sound will be very particular about their reed selections. This may mean students buying boxes of reeds at a time, only to find a handful that meets their standards. The instructional staff recommends Vandoren reeds for Clarinet and Saxophone with a minimum strength of 3.

### Clarinet & Saxophone students

Parents! You will need to buy reeds for your woodwind player at least once a month. Reeds wear out with use, just like everything else. Buy four reeds per month and put them in a numbered case. Rotate through three of them every time you play and keep the fourth as a spare. If you don't break any of the reeds in the rotation by the end of the month, you only need to replace three.

All woodwind players should have at least three working reeds with them at all times. A "working" reed is light tan in color and is not chipped, cracked or more than a month old.

### Woodwind Mouthpieces

It is highly recommended that Clarinet players invest in the Vandoren B45 or B45• (B45-dot) mouthpieces. Saxophone players should purchase the Selmer S80 C\* (C-star) mouthpiece. These are the industry standard for quality upgrade equipment, and will make even an average instrument sound instantly better. Along with a proper mouthpiece, you will want to purchase an appropriate ligature. The Rovner or Bonade Inverted ligature is a good choice for Clarinet and Saxophone.

### Oboe & Bassoon Students

Oboe and bassoon players must have at least two working reeds with them at all times, but three is preferred. A "working" reed is light tan in color and is not chipped or cracked. Double reeds can last longer than single reeds if taken care of as dictated by the care sheet.

### Copied Music

Copies will be issued only once! The cost for replacement copies will be passed along to the student.



# Band Equipment Brass

## All Brass Instruments

- Soft cloth (cotton or flannel)
- Flexible brush (snake) for your instrument
- Mouthpiece brush for your instrument
- Metronome: Korg CA30
- Electronic tuner: Korg MA30
- Prop-it Music Stand (for tabletop or bed)
- Camping style water jug with at least a one gallon capacity
- One inch 3-ring binder with at least 10 plastic sheet holders
- The items listed below for your individual instrument



## Piston-Valve Brass (Trumpet/Euphonium/Tuba/Sousaphone)

- Valve oil: Al Cass Fast Oil or Pro-Oil Red

## Rotary-Valve Brass (French Horn/Tuba)

- Valve oil: Al Cass Fast Oil or Pro-Oil Red

## Trombone

- Optional: A cleaning rod with several long strips of cheesecloth can be used instead of the snake listed above.
- Tuning Slide lube: Slide-O-Mix

## Brass Mouthpieces

The mouthpieces used by brass musicians at Savanna are in line with the standards of the professional music community. Students should consult with the band director if there is confusion as to which mouthpiece to purchase.

- It is highly recommended that Trumpet players play on a Bach 3C, Shilke 9 or Yamaha 11 mouthpiece.
- French Horn players should be using a Schilke 30 or Holton-Farkas Medium cup.
- Euphonium players should be using a Bach 5G or Shilke 51D
- Trombone and baritones should invest in a Bach 6 1/2AL or 5G mouthpiece or larger (no 12Cs!).
- Tuba/Sousaphone players should be playing with a UMI Helleberg or Miraphone Rose Orchestra mouthpiece.

## Mutes

Trumpet players should own at least one variety of mute. A Tom Crown metal straight mute is the best all-purpose choice. If you are able to purchase more than one mute, Tom Crown cup and Harmon aluminum mutes will complete your collection of sound choices. Label your mutes with some kind of identifying mark, as all mutes tend to look the same.

## Copied Music

Copies will be issued only once! The cost for replacement copies will be passed along to the student.

# Band Equipment Percussion

## All Percussion Instruments

- Metronome: Korg CA30
- Electronic tuner: Korg MA30
- Prop-it Music Stand (for tabletop or bed)
- Camping style water jug with at least a one gallon capacity
- One inch 3-ring binder with at least 10 plastic sheet holders
- The items listed below for your individual instrument

## Sticks and Mallets

- 1 Pair Vic Firth SD-1 General Concert Snare Drum Sticks
- 1 Pair Vic Firth M03 Yarn Mallets
- 1 Pair Vic Firth M133 Xylophone Mallets
- 1 Pair Vic Firth T1 Timpani Mallets
- Stick / Mallet Bag

## Practice Pads

- All percussion students need a rubber practice pad. The following are all great choices: Offworld Percussion Invader practice pad, Vic Firth Heavy Hitter Stock pad, Vic Firth Heavy Hitter Slim pad, HQ Percussion practice pad, Xymox ID or Remo practice pad. Snare drummers may want to also get a pad that features a real head like the RamPad.
- Snare stand to position practice pad in an optimum position for practicing.

## Tool Kits

- All students should assemble a Drummers Tool Kit. Percussion instruments make sound by vibrating, so it should not be a surprise that from time to time there are nuts and bolts that will need tightening. We also have to adjust our drum carriers and other gear, so it just makes sense that every student should have a basic tool kit to deal with issues that will come up from time to time. The most basic tool kit is two crescent wrenches, a drum key, and a screw driver in a pencil bag.



# Colorguard Equipment

## All Colorguard Members

- Camping style water jug with at least a one gallon capacity
- One inch 3-ring binder with at least 10 plastic sheet holders
- Two-three rolls of black and white electrical tape
- The items listed below for your individual specialty

## Flags

All of the flag and poles are the property of Savanna Band & Colorguard program. Each member will be issued a flag for purposes of practice. There will be separate silks for performances and competitions. Students will need to provide their own black electrical tape for putting flag silks on their poles. Members will be responsible for the care and cleaning of their flag silks. If a silk is torn or ripped, tell a staff member as soon as possible for repair.

Flag bags are necessary to transport and protect flags and equipment. Students may purchase or make their own bags.

## Rifles

Members who audition to be on the rifle line will be required to purchase a standard rifle. White electrical tape is needed throughout the year to keep the equipment maintained and neat.

## Sabres

Members who audition to be on the sabre line will be issued a school-owned sabre.

*Note:* The cost for any lost or damaged school or booster owned equipment will be passed along to the student. Intentional damage to school equipment will result in disciplinary action through the school.

## Personal Items

Personal items such as makeup, hairspray, bobby pins, and hygiene products needed for each performance are the responsibility of each student. Savanna Band & Colorguard has a limited amount of these items for emergency use only.



# Equipment Maintenance

## Instrument Repair

Sending an instrument in for repair is a very time consuming process. The player may be without the instrument for days and will miss out on precious rehearsal time. The best solution is to take good care of your instrument so that it does not need to go into the shop. If you do have a problem, we recommend a number of vendors with whom we have done business with over the years that are very capable of completing your repairs in an expert and timely manner.

General maintenance of the instrument includes:

- Keeping it clean
- Washing the mouthpiece regularly (with warm, soapy water)
- Regularly oiling the valves (and trombone slides), and insuring that all tuning slides work freely

Be very careful with how and where you store the instrument, as cases are only moderately protective. Also, be careful with how you carry and manipulate the instrument - the best advice is to not let it leave your hands while it's outside the case. Woodwind players need to use cork grease to ensure the lifespan of corks. Pads need to be maintained. Students should not drink soda or eat food right before or during playing of their instrument. Hold the instrument in the designed fashion and avoid torquing the long key rods on woodwind instruments and the smaller tubing on brass instruments. Above all, exercise good judgement.

*Remember... if you play a school instrument, you should treat it as if it is your own. Think of it as a cherished family heirloom.*

The more you practice and become familiar with your instrument, the easier it will be to diagnose problems and effect emergency repairs. With careful use, your instrument should not have to go into the shop for repairs. If your instrument does need to be looked at by a repair professional, take it to one of our recommended vendors to ensure that the repair is made quickly and correctly. Remember that a repair costing \$30 for an instrument valued between \$500 and \$3000 is a small price to pay for quality tools.

## Repair Costs

Any cost incurred for the repair of a school instrument due to lack of maintenance will be passed along to the student. This includes stuck or bent slides, damaged valves, tenon and neck corks. This also extends to damage to the instrument case. The replacement of lost Sousaphone bits and broken braces will also be charged to the user. Intentional damage to a school instrument will result in disciplinary action through the school.

## Colorguard Equipment

Much of the color guard equipment is the property of Savanna Band & Colorguard. Anyone not in the pageantry corps should refrain from "playing with" the flags, props, rifles, and sabres. Costs to repair damage to other property and/or the band room facility will be passed along to the offender. This includes damage to the ceiling in the band room.



# Marching Band Rehearsal Procedures

Students take whatever steps necessary for the group to have effective rehearsals. This includes arriving at school early enough to ensure that rehearsals will start on time in their designated areas.

## Students need proper fuel

Every year there are a handful of incidents involving students that do not have the proper fuel in their bodies for rehearsal. A marching band rehearsal is strenuous activity both mentally and physically. High School students are still growing and need quality fuel to run on. A small bowl of sugary cereal is not enough to sustain a high school student. Historically when students have needed to sit down from feeling light headed, the staff would ask about meals and usually find out that it had been over four hours since the student last ate.



## Proper rehearsal clothing

Members of the Mighty Marching Rebels are requested to wear appropriate rehearsal attire that allows the individual free range of movement as well as comfort. As a guideline, students should dress as if they were going to participate in an athletic activity.



## Plan ahead for weather concerns

Due to our moderate climate, students are asked to dress in layers to accommodate changes in temperature - especially during evening rehearsals. As summer turns to fall, it's almost always hot during the day and cold at night. A pair of sweats and a hoodie can make all the difference at a night rehearsal. A cold and shivering student is an ineffective musician. **PROPER ATTIRE SHOULD ALWAYS BE WORN AT REHEARSALS.**

## Hydration

All students must always have water on hand. Water breaks are taken at regular intervals during our rehearsals and students need to make sure they hydrate throughout the day and at rehearsal, especially during hot weather. Students should purchase and maintain their own camping style water jug with at least a one gallon capacity.





# Marching Band Rehearsal Procedures

## Music / Choreography Memorization

All music and choreography must be memorized. Memorization is not the end of the learning process, it is the beginning. Students should try to memorize music as quickly as possible so that during rehearsals they will be more able to apply instruction given by staff.

Even though music is to be memorized, students must always have their music folder available at all rehearsals. Bring a pencil to every rehearsal and use it to mark changes and reminders.

## Rehearsal Tools and Facilities

Marching rehearsals require the use of ladders, field markers, PA systems, and other rehearsal aids. Individual students will be assigned the responsibility to see that these items are present at rehearsal and are secured afterward. All students will be required to police the field for trash following every rehearsal.

## Student Rehearsals / Sectionals

On many occasions, students are asked to organize section rehearsals to accomplish either music rehearsal or to review marching drills. Expectations with regard to achievement remain the same as those of a full band rehearsal, including attendance and proficiency.

## Dot Books

All marching band members will create and maintain their own Dot Book. A Dot Book can be a small spiral notebook, or a slightly larger mini binder. It must be worn like a necklace so that it is always easily accessible. A shoelace can work, or a lanyard. Dot books contain all the information the student needs to march formations on the field.

All work to prepare for drill rehearsals is to be done prior to the start of the rehearsal. Not being fully prepared at rehearsal will result in a lower grade for the given period.



# Grading Guidelines for Band

## How are students graded?

Grades are determined through testing and observation. Students participation and behavior in rehearsals will also be a factor in the academic grade. Participation points and points earned through testing will be factored together. Grades will be computed on a 90%, 80%, 70%, 60% scale of scholastic measurement and instrument proficiency. Students who miss scheduled performances will not receive credit equivalent to the importance of the activity or event.

## Homework

In keeping with AUHSD standards for academic achievement, all students will be asked to do outside reading, research, and a number of writing projects. Students will also be asked to attend one concert per semester presented by a professional concert ensemble (i.e. LA Philharmonic, San Diego Wind Symphony, etc).

## Proficiency

Students will also be graded on their proficiency on their chosen instrument. This includes mastery of scales, basic rhythmic skills, and demonstrations of good tone and intonation. Students will have the opportunity to retake performance tests in order to enhance their grade throughout the semester. Playing tests will be "live", often occurring outside the regular school day or as a pullout from class.

Colorguard students will be expected to perform basic foundational movement, with and without equipment. Routines are skill-based and students are expected to practice these skills outside of class.

## First Semester P.E. Marching Band

During the first Semester all students will be enrolled in PE Marching Band as well as a regular band class (i.e. Concert Band). The students receive PE class credit for our night rehearsals. Both of these classes will have almost identical requirements because the two courses are so closely related. In order to prevent a redundancy of the student taking the same test twice for both classes, usually one test or assignment will be administered and counted for both classes. However depending on the individual students actions in each class, the same grade may not be issued for both. It is the individual student's responsibility to make up any missed tests or assignments due to illness or excused absences.

## Missing Performances will have a severe negative impact

It is the belief of the Rebel Band & Colorguard program that the "performance" culminates everything that we work for in class and is a VITAL part of the student's high school music education. Missing a performance is the equivalent of receiving an "F" on a major test in any other academic class and cannot be made up! *Students who are unable to follow through with their commitment to attend performances should seriously consider dropping these Performing Arts courses.*

## Student Awards

Each year the Rebel Band & Colorguard program holds an awards banquet. Awards are given out which are both voted on by the students of the program as well as decided on by Staff. Families are invited and encouraged to attend. Participation awards are also given out to students based on number of years of service in the program.



# Especially for Parents

## What We Do

Savanna High School has one of the most highly respected music organizations in Southern California. This didn't happen by accident. The long standing tradition of excellence at Savanna is second to none. We perform at what is considered a superior level in all activities including Marching band, Orchestras, Winterguard, Jazz ensemble, and Drumline ensembles. Students are taught to be responsive, active learners and through their actions show that they are also taught integrity, responsibility, and attention to detail. Yes, we have high standards!

We have high standards because we expect our level of achievement to be on par with the best music programs in the United States. We are proud of the fact that we don't elect to take less productive or "easy" routes by lowering our expectations. We don't choose to go to competitions based on the likeliness of a positive competitive outcome. Our organization would rather be small fish in a big pond than a big fish in a small pond. We always strive to create the highest level of performance based on the universally accepted standards of achievement for young musicians and colorguard members. In fact, we are reminded almost weekly of our degree of success through the feedback of judges and other professionals.

## How You Can Help

- Student attendance is very important - don't allow your student to miss school. Remember the saying: "You miss school... you miss out"
- Students need to practice at home (this is their band class homework!). At least five 40-minute practice sessions should be scheduled throughout the week. Have them play for you occasionally, and encourage high expectations from them. We strongly advocate private lessons.
- Remain alert for warning signs of fatigue and over-extension, yet remember they are growing up. Allow them the opportunity to savor the richness of their high school experience, but learn to balance their time effectively.
- Become involved with your child's band activities. Even though they may not always show it, your presence at a band event means a great deal to all of the students. It endorses their cumulative effort and hard work, and shows that their investment of time and energy are important and appreciated. Committed, active students are the "stars" on campus, and are considered the best candidates for college admission. A student who stays in band for four years shows more commitment and follow through that is essential to success not just in school, but in life.



# Booster Club Participation

## **We need every parent to get involved**

Parent participation in Booster activities is extremely important! We encourage you to channel your ideas and support through the legally constituted booster entity. The band boosters meet regularly, and can be contacted by mail, email, or telephone.

## **Support your child's commitment by showing up!**

Attendance at performances and competitions is an enjoyable activity and an excellent way to show support for your child's talent and interests. It's amazing that some parents choose to never come out and attend their child's performances. Even if a child acts like it's not a big deal that their parents don't attend performances, it is. Please be a frequent and vocal audience member and support your child's willingness to work hard for something. If you would like to get more involved, try volunteering as a Band Booster.

## **What is a Band Booster?**

The boosters are a non-profit corporation whose potential membership includes parents, alumni, and friends of the Rebel Band & Colorguard. This organization is dedicated to the support of Instrumental Music students at Savanna by encouraging musical excellence and teamwork in an environment of mutual respect and dignity.

## **What can Parents do to help?**

Volunteers are needed in ALL areas and support the whole program. If you have a skill, we can use it. Chaperones, fundraiser help, taking notes, making sandwiches, checking uniforms, driving a truck, handing out water, taking pictures, handling money – the list can go on and on. Be involved along with your student – you will not regret it!

The Booster's goal is to provide a full musical experience for everyone. Financial and volunteer commitments are essential in allowing us to plan and sustain this program. Falling short of these goals is the difference between our students playing their music in class for each other, versus competing in our award-winning programs and showcasing their musical and pageantry talents.

## **Communication to Parents**

We keep all family contact confidential (even the school doesn't see them), and this information is frequently checked and verified by the students. Email is our primary form of communication, *so please ensure your contact information is up to date* in our Charms office system. Our regular emails include newsletters, schedules, notices, statements, etc. Other forms of communication include monthly parent meetings, texts, websites, and flyers sent home with students.

# Financial Considerations

## **Student Accounts and Money Issues**

The majority of funds used to operate the Band & Pageantry program is raised through the band boosters. We are a 501(c)(3) non-profit organization whose members are largely parents of current band students. If you have a student in band, you are a band booster! The boosters raise approximately two-thirds of our annual budget through fundraising events. The other third of our budget is generated through Fair Shares. Your donations and your participation in general fundraisers help pay for the Fall field show, coaches (visual, percussion, brass, woodwinds), Colorguard staff, competition entrance fees, sheet music, and other band-related costs. The school district does not cover most of the costs pertaining to Band! In order to provide a comprehensive Band and Colorguard program throughout the school year we count on and thank you for your timely payments and your participation in all fundraising events. The band boosters reserve the right to charge your student's account for any additional expenses owed by the student.

## **In Kind Donations and Reimbursements**

Income and expenses for the booster organization are guided by an annual budget. There are times when a parent or staff member may incur an expense that will be reimbursed by the organization. In order to receive reimbursement, the items or services purchased must be part of the approved budget and the person requesting reimbursement must fill out an Expense Approval Request form and receive prior approval by the Executive Board. Please note that if you do not receive prior approval then your request for reimbursement may not be honored, regardless of whether or not the item is listed in the current year's budget.

If a parent or individual wishes to donate an item or service they may request an In Kind Donation form for tax purposes. Please check with your tax advisor regarding the possibility of tax-deductible donations. Expense Approval Requests and In Kind Donation forms may be obtained from the Treasurer or in the band office.

## **Responsibility for Fair Share Commitments**

Fiscal responsibility is a serious concern for our organization. All members are all equally responsible for the cost of uniforms, equipment care and other general operating expenses of the program.

We are fortunate to have a very supportive booster organization that shares the financial burden for maintaining this level of program. We request that every band and Colorguard family - students and parents - should join in on efforts to raise funds to sustain a healthy program. It is reasonable to expect that each member's family participate equally in these projects and/or donate an amount of money equal to the profit that would be generated had they participated.

The cost to support each student for the entire year is over \$1100. We are asking that each family cover their Fair Share of \$425 by November 1st, and their Spring Fair Share of \$250 by January 1st. Fundraising opportunities exist for students to work toward completing this commitment.



# Schedule Conflicts

## SAT Tests

Test dates occasionally fall on the same day as a major band commitment. Your updated band calendar will indicate which weekends are suggested for test taking. It is each individual student's responsibility to meet registration deadlines so as to avoid any conflict with band activities. Families should research application deadlines and plan ahead so that test results will be available upon demand. Except in the case of language specific tests that are only offered on specified weekends, missing a performance still constitutes an unexcused absence and will result in lowered grades.

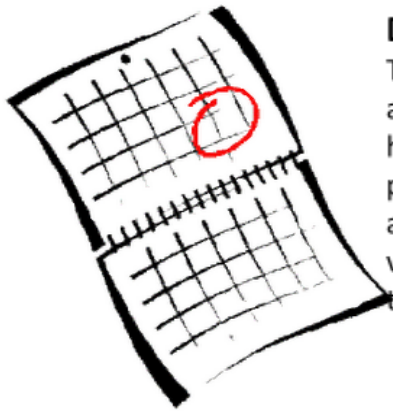
## Athletics

Many of our students are involved in Athletics at Savanna. Schedule conflicts can usually be worked out in advance between both activities. It is your responsibility to be proactive in working out these "compromises". Be advised though that there are several marquee band events throughout the year that are NOT negotiable. These include Marching Band tournaments, the Band and Orchestra festivals, Winterguard and Drumline championships. Inform your coaches not indicating that you will not be available to participate on those days. Band is a graded academic activity. With communication, most conflicts can be worked. Although we do everything we can to be accommodating, there are instances where a student's band commitments may be incompatible with participating in a particular athletic endeavor.



## Dances

Occasionally, a school dance will fall on the same day as a band activity. Even though efforts will be made to avoid scheduling band activities on those days, some performances overlap. We will try to accommodate those who wish to participate as much as possible.



## Doctor / Dentist appointments

The band does not practice seven days a week, so it is expected that doctor's appointments and dental appointments be scheduled on one of the days we do not have a rehearsal. During the Fall marching season, Wednesdays are the best day to pick for an appointment. Although it may take more planning to schedule appointments around your child's rehearsal schedule, students will learn the valuable life skill of time management and the ability to always follow through with their commitments.



# The Era After Covid-19

## Planning For The Future

The continuity of music education of our students remains our top priority as well as student safety and well-being. The Savanna Band & Colorguard program continues to value things such as excellence, teamwork, commitment through the different vehicles of performance ensembles which provide opportunities for students to grow musically and personally. As a component of performance ensembles, there is the usual component of performance events that allow us to highlight student achievement and that serve as benchmarks of improvement along the way for all involved. This includes events such as marching band tournaments, festivals, football games, concerts, and more. At Savanna, we believe in the value and merit of those experiences. Although there are times we may lose focus and begin to steer into valuing scores, trophies, and plaques over the music making process and the experience itself.

Nonetheless, the driving philosophy of our program remains the same; to provide a wholesome music education experience.

It is no secret that the pandemic has devastated many music programs across the country, in a variety of ways. Thankfully, we are still operating and will continue to thrive with your support. Although this next school year will be more normal than the last, there are some things that may still be slightly modified or scaled down, in our effort to recover financially, as well as regain adult volunteer support, and have the opportunity to work with students one-on-one and reteach pedagogy and fundamentals. Your continued support, grace, understanding, flexibility, and a positive attitude will remain key in how this school year plays out for us all, and is always appreciated! We encourage parents and families to remain involved in your student's music education experience.

## What Will School Look Like?

**In-Person Learning:** School will once again resume to in-person instruction for the 2021-2022 school year.

Again, please help us stay positive, and allow for some flexibility, grace, and understanding as we journey together towards the road back to normalcy.

## What Does This Mean For Band & Colorguard?

We are definitely having a competitive marching season. Please refer to our website at: [savannabandinfo.com](http://savannabandinfo.com) for more information on performance dates and times.

## What Will Students Learn This Year?

### Concert Ensembles, Percussion, & Jazz Ensemble:

Non-performance activities will include things such as:

- 1) Music Theory/Ear Training
- 2) Music History (particularly as it relates to wind bands)
- 3) Music Technology/Music Industry
- 4) Reflections & Analyses of Performances
- 5) Group/individual projects and

activities (discussions, Smart Music assignments, Sight Reading Factory, etc.) 6) Music & the Arts/Sciences  
7) Music & Film/Opera/Theater

Performance related activities will include things such as:

1)Scales 2) Chorales 3) Articulation Studies 4) Sight Reading 5) Solo/Chamber Ensemble Music 6)  
Practice Videos

\*Percussion will also continue learning battery/marching percussion techniques, cadences, as well as continue to develop concert percussion reading, technique, etc.

Colorguard:

Colorguard students will continue to meet in class to work with colorguard staff as well as after school (see next slide) and virtually on both Mondays and Fridays. Students will continue to learn technique on flag, rifle, sabre, stretches, warm-ups, etc.

**New Bell Schedule (left column ONLY)**

**Savanna High School  
2021-22 Bell Schedule**

<b>Regular Bell Schedule</b>	<b>MTWF</b>		
	<b>Begin</b>	<b>End</b>	<b>Minutes</b>
Period 0	7:30 AM	8:25 AM	55
Period 1	8:30 AM	9:27 AM	57
Passing	9:27 AM	9:32 AM	5
Period 2	9:32 AM	10:29 AM	57
Passing	10:29 AM	10:34 AM	5
Period 3	10:34 AM	11:31 AM	57
Passing	11:31 AM	11:36 AM	5
Period 4/Announcements 10 minutes for Rebel TV	11:36 AM	12:43 PM	67
Lunch	12:43 PM	1:13 PM	30
Passing	1:13 PM	1:18 PM	5
Period 5	1:18PM	2:15 PM	57
Passing	2:15PM	2:20 PM	5
Period 6	2:20 PM	3:17 PM	57



## Disclaimers

As we have seen, information is constantly changing regarding Covid-19, protocols, laws, and directives from government, health, education, and school district officials. We will do our best to stay informed of new and updated information and make the best decisions for students and our band and colorguard program based off of that. As information changes, things develop, rules/laws are adapted, we reserve the right to adhere to such directives, guidelines, protocols, and measures that will be in line with such authority agencies, which may in turn affect anything in our Savanna High School Band & Colorguard program for the 2021 - 2022 school year. This includes how we operate, organize, and run our program; from finances to booster organization, to fair share, fundraising, scheduling, coursework, curriculum, and more.

***Please stay informed*** and in touch with us by:

- 1) Attending our monthly parent meetings, every first Thursday of the month at 7pm
- 2) Becoming part of our parent band boosters (monthly meetings every first Tuesday of the month at 7pm)
- 3) Visiting our website: [savannabandinfo.com](http://savannabandinfo.com)
- 4) Checking your child's Aeries portal
- 5) Subscribing and updating student/parent contact info on Charms Office
- 6) Emailing boosters: [savannabandboosters@gmail.com](mailto:savannabandboosters@gmail.com)
- 7) Emailing Mr. Penaloza: [penaloza\\_f@auhsd.us](mailto:penaloza_f@auhsd.us)

## Looking Ahead!

We are excited that this school year we will have the opportunity to once again work in person. I want to thank you for your continued support, trust, flexibility, grace, and understanding as we continue to navigate and plan. I look forward to continue or begin to work with returning and new students and their families. I commend you all for continuing your child's music education at Savanna High School, where your child's education, safety, and well-being is at the fore of everything we do. I look forward to meeting you all and seeing familiar faces soon. If you have any questions or concerns, please reach out and we can talk. In the meantime, please be well and stay safe.

Sincerely,

Mr. Penaloza Director of Bands - Savanna High School



[penaloza\\_f@auhsd.us](mailto:penaloza_f@auhsd.us)

**Savanna Band & Colorguard Handbook Consent Form 2020-2021**

We, the undersigned student \_\_\_\_\_ (print full name)

and parent/guardian \_\_\_\_\_ (print full name)

have read the above document and agree to all of its content mentioned in thorough detail.

Our signatures below serves as the written consent of our agreement in accordance to this document, and will abide by its full context for the 2020-2021 school year. We understand we are also subject to any rules, policies, and procedures established by Savanna High School and the Anaheim Union High School District. We also agree to and understand that any violation of the protocols, rules, policies, procedures, and all other information established in the Savanna Band & Colorguard Handbook, Savanna High School, or the Anaheim Union High School District may lead to full removal from the program and may also result in administration intervention and/or disciplinary action. We also understand that the Savanna Band & Colorguard program reserves the right to change, modify, or alter any of its policies, procedures, rules, consequences and more, including but not limited to things such as its finances, curriculum, schedule, or more, as the director and its boosters may see fit, all in the best interest of the program and the students and families. It is the mutual duty of the student and families to maintain a reciprocal open line of communication with it's director, staff, and boosters, should any questions, issues, or concerns arise.

Student Signature \_\_\_\_\_ Date \_\_\_\_\_

Parent/Guardian Signature \_\_\_\_\_ Date \_\_\_\_\_